



Tips for Breastfeeding Moms

Making healthy food choices along with regular physical activity will keep you healthy while you breastfeed.

Find Your Healthy Eating Style

Choose a variety of foods and beverages to build your own healthy eating style. Include foods from all food groups: fruits, vegetables, grains, dairy, and protein foods.

The amount and types of food you eat is an important part of a healthy eating style. Before you eat, think about what and how much food goes on your plate or in your cup, bowl, or glass.

Making Healthy Food Choices

- Make half your plate fruits and vegetables. Choose fresh, frozen, canned, dried, and 100% juice. Include dark-green, red, and orange vegetables; beans and peas; and starchy vegetables.
- Make at least half your grains whole grains. Try oatmeal, popcorn, whole-grain bread, and brown rice.
- Move to low-fat or fat-free milk, yogurt, or cheese. Fortified soy beverages also count.
- Vary your protein routine. Choose seafood, lean meats and poultry, eggs, beans and peas, soy products, and unsalted nuts and seeds.
- Use the Nutrition Facts label and ingredients list to limit items higher in sodium, saturated fat, and added sugars. Drink water instead of sugary drinks. Choose vegetable oils instead of butter.

Doctors Recommend:

Your Baby's First Food






- Doctors recommend feeding only human milk (commonly referred to as breast milk) for the first 6 months. Continue breastfeeding in addition to solid foods until your baby is at least 1 year old.
- Breastfeeding helps form a special bond with your baby.
- Human milk helps protect your baby from illness.
- Breastfeeding is also good for you. It may help lower your risk for type 2 diabetes, and breast and ovarian cancers.

What About...?

- Talk with your doctor before taking any medicine (both over-the-counter and prescriptions), herbal or dietary supplements, or drinking alcohol or caffeine.
- Keep your baby away from smoke. Don't let anyone smoke around your baby.

Daily Food Checklist

The Checklist shows different amounts of food depending on how much of your baby's diet is human milk. Moms who feed only human milk to their baby need slightly more food. This is a general checklist. You may need more or less amounts of food.*

Food Group	Breastfeeding only	Breastfeeding plus formula	What counts as 1 cup or 1 ounce?
<i>Eat this amount from each group daily.*</i>			
Fruits 	2 cups	2 cups	1 cup fruit or 100% juice ½ cup dried fruit
Vegetables 	3 cups	2½ cups	1 cup raw or cooked vegetables or 100% juice 2 cups raw leafy vegetables
Grains 	8 ounces	6 ounces	1 slice bread 1 ounce ready-to-eat cereal ½ cup cooked pasta, rice, or cereal
Protein Foods 	6½ ounces	5½ ounces	1 ounce lean meat, poultry, or seafood ¼ cup cooked beans ½ ounce nuts or 1 Tbsp peanut butter 1 egg
Dairy 	3 cups	3 cups	1 cup milk 8 ounces yogurt 1½ ounces natural cheese 2 ounces processed cheese

**If you are not losing weight you gained in pregnancy, you may need to cut back on the amount or change the types of food you are eating.*

Get a Daily Food Checklist for Moms designed just for you.
Go to ChooseMyPlate.gov/Checklist.



Being Physically Active

Unless your doctor advises you not to be physically active, include 2½ hours each week of physical activity such as brisk walking, dancing, or swimming. The activity can be done for at least 10 minutes at a time, and preferably spread throughout the week.



Beverages

Your need for fluids increases while you are breastfeeding. You may notice that you are thirstier than usual. Drink enough water to quench your thirst. Drink other beverages such as low-fat milk or 100% juice as part of your Daily Food Checklist.



Seafood

Seafood is part of a healthy diet. Omega-3 fats in seafood can have important health benefits for you and your baby. Salmon, sardines, and trout are some choices higher in omega-3 fats and lower in contaminants such as mercury.

- Eat at least 8 and up to 12 ounces of a variety of seafood each week from choices that are lower in mercury.
- Eat all types of tuna, but limit white (albacore) tuna to 6 ounces each week.
- Do not eat tilefish, shark, swordfish, and king mackerel since they are highest in mercury.

Learn about other nutrition assistance programs:
<http://www.benefits.gov/>

Based on the *Dietary Guidelines for Americans* and
<http://www.fns.usda.gov/wic/guidance>

Food and Nutrition Service
FNS-458

Revised December 2016

USDA is an equal opportunity provider and employer.

